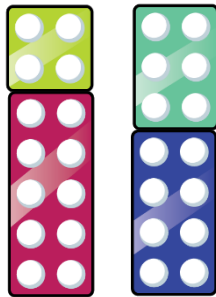

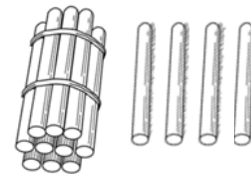
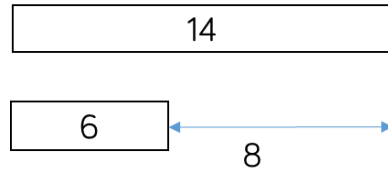
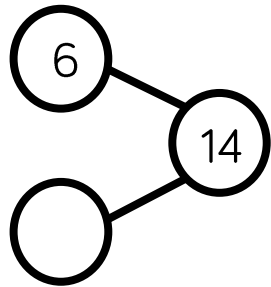
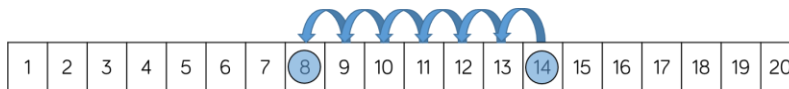


Skill: Subtract 1 and 2-digit numbers to 20

Year: 1/2

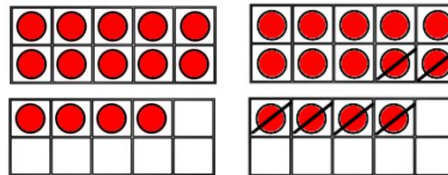
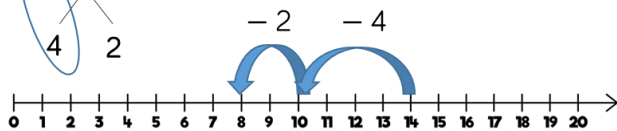


$$14 - 6 = 8$$



$$14 - 6 = 8$$

A diagram showing the number 14 with a bracket underneath it. The bracket is split into two parts: the left part is labeled '4' and the right part is labeled '2'.



$$14 - 6 = 8$$

A diagram showing the number 14 with a bracket underneath it. The bracket is split into two parts: the left part is labeled '4' and the right part is labeled '2'.

When subtracting one-digit numbers that cross 10, it is important to highlight the importance of ten ones equalling one ten.

Children should be encouraged to find the number bond to 10 when partitioning the subtracted number. Ten frames, number shapes and number lines are particularly useful for this.